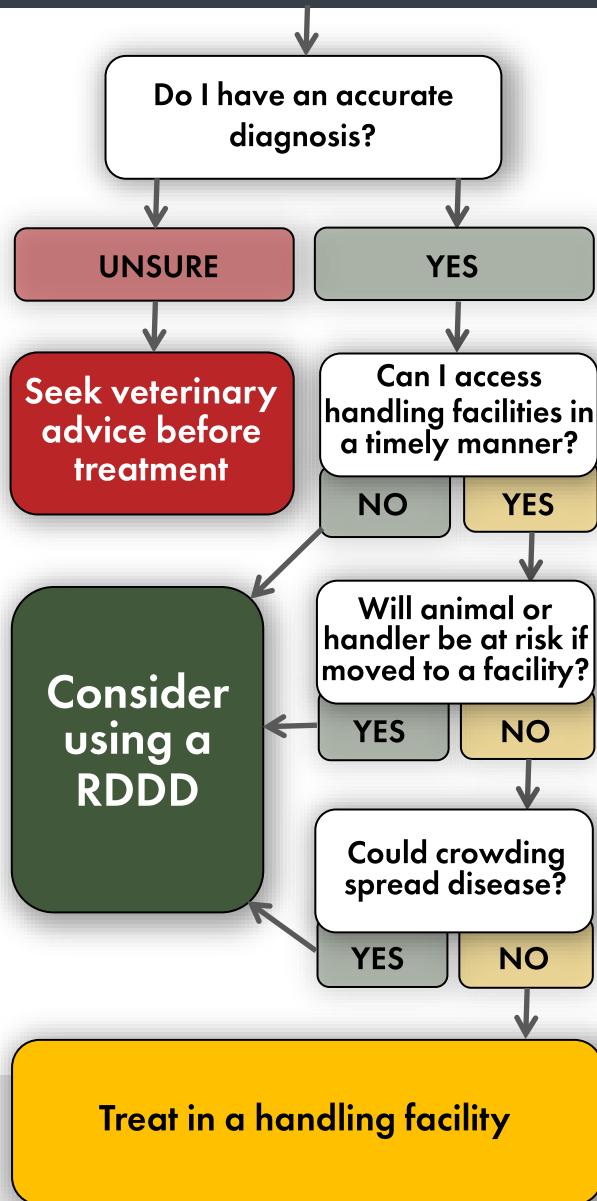


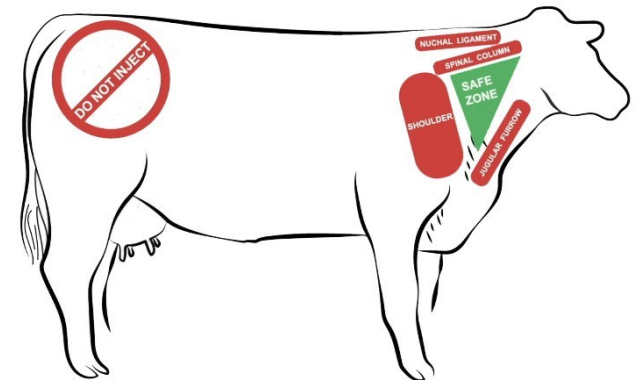
When is Remote Drug Delivery Appropriate?



Scan for more RDDD resources, including a 4-minute video.



Remote Drug Delivery Devices (RDDD)



Find more practical, science-based information for beef cattle producers at BeefResearch.ca.

Version 01.2023

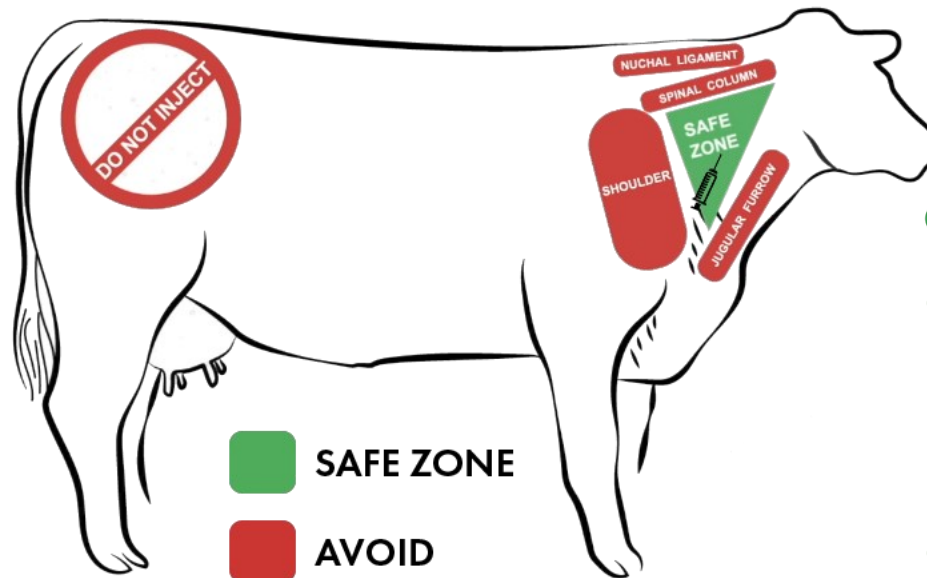
Remote Drug Delivery Devices

Best Practices for RDDD

Whether you use a syringe injection or a remote drug delivery device (RDDD), proper technique is important. RDDDs can pose a challenge to achieving treatment best practices. However, every effort must be made to ensure human, animal and food safety are top priority.

RDDDs offer beef cattle producers an option to administer drugs in cases where traditional delivery is not possible, such as remote locations without handling facilities or when dealing with difficult animals. Producers choosing to use RDDDs should have appropriate training, technique and drug selection in consultation with a veterinarian.

HOW TO INJECT A BEEF ANIMAL (via syringe or RDDD)



- ✓ Use appropriate size and length of needle.
- ✓ Follow label directions for route of administration.
- ✓ Inject 10 ml maximum per injection site or as per label.
- ✓ Change needles when bent, dull or damaged.
- ✓ Leave a hand-width of space between injections.

HOW TO MITIGATE RDDD RISKS

- ✓ Practice hitting targets with the RDDD until you consistently deliver an accurate shot from a comfortable distance.
- ✓ Be familiar with the manufacturer's maintenance and cleaning guidelines.
- ✓ Avoid using products that are a danger to human safety, such as Tilmicosin.
- ✓ Choose an appropriate dart size for the prescribed dose. Never fill a dart with a substance other than medication.

- ✓ Do not reuse disposable darts.
- ✓ Make treatment decisions based on accurate animal weight, distance to target and rifle charge.
- ✓ Position to shoot from an ideal distance of 4-9 meters (13-30 feet). Never attempt a shot further than 18 meters (60 feet) away.
- ✓ Treat animals broadside when they are not moving.

- ✓ Never shoot from less than a 45-degree angle because these shots can glance off the hide and fail to deliver the medication.
- ✓ If two darts are necessary to deliver the prescribed volume, inject one on each side.
- ✓ Recover darts and needles and dispose of them properly.

